

Artemide[®]
ARCHITECTURAL

CHOCOLATE
design A.G LICHT



CHOCOLATE FLOOR



reddot design award
winner 2008



DESIGNPREIS
2009
NOMINIERT




- Stehleuchte mit direkt-indirektem Lichtaustritt für Leuchtstofflampen 4x24W T16, 6x24W T16 und 2x55W TC-L.
- Leuchtenkopf und Standrohr aus lackiertem Aluminium. Fussplatte aus Stahl.
- Erhältlich in den Farben Mokka und Weiss.
- Reflektor mit Prismoptic aus Polycarbonat.
- Betriebswirkungsgrad: von 66% bis zu 77% je nach Ausführung.
- Lichtverteilung: 33% direkt und 67% indirekt.
- Staubschutzabdeckung aus Polycarbonat als Zubehör erhältlich.
- Gemäss EN60598-1 sowie weiteren Spezifika.

- Floor lamp with direct-indirect lighting using 4x24W T16, 6x24W T16 and 2x55W TC-L.
- Optical unit and pole made of painted aluminum. Painted steel base.
- 2 colours: mocha and white.
- Optics made of transparent polycarbonate fitted with a Prismoptic diffuser.
- Light output ratio: from 66% to 77% depending on the version.
- Light distribution: 33% direct and 67% indirect.
- Polycarbonate dust protection screen to be ordered separately.
- Complies with standard EN60598-1 and other specific standards.

- Luminaire sur pied à émission directe-indirecte pour lampes fluorescentes 4x24W T16, 6x24W T16 et 2x55W TC-L.
- Tête et mât en aluminium peint. Socle en acier peint.
- 2 coloris : moka et blanc.
- Enveloppe optique en polycarbonate clair équipée d'un diffuseur Prismoptic.
- Rendement lumineux : de 66% à 77% suivant les versions.
- Distribution du flux lumineux : 33% en émission directe et 67% en émission indirecte.
- Ecran anti-poussière en polycarbonate disponible en option.
- Conforme à la norme EN60598-1 et aux autres normes spécifiques.

- Apparecchio da terra a doppia emissione per lampade fluorescenti 4x24W T16, 6x24W T16 e 2x55W TC-L.
- Testa e stelo in alluminio verniciato. Base in acciaio verniciato.
- 2 colori: moka e bianco.
- Vano ottico in policarbonato chiaro con schermo Prismoptic.
- Rendimento: da 66% fino a 77% a seconda delle versioni.
- Distribuzione del flusso luminoso: 33% emissione diretta e 67% emissione indiretta.
- Schermo antipolvere in policarbonato da ordinare separatamente.
- Conforme alla norma EN60598-1 ed altre norme specifiche.

CHOCOLATE WALL




- Wandleuchte mit direkt-indirektem Lichtaustritt für Leuchtstofflampen 2x24W und 3x24W T16.
- Gehäuse aus lackiertem Aluminium.
- Erhältlich in den Farben Mokka und Weiss.
- Reflektor mit Prismoptic aus Polycarbonat.
- Lichtverteilung: 37% direkt und 63% indirekt.
- EVG.
- Staubschutzabdeckung aus Polycarbonat.
- Gemäss EN60598-1 sowie weiteren Spezifika.

- Wall lamp with direct-indirect lighting using 2x24W and 3x24W T16 fluorescent lamps.
- Painted aluminum body.
- 2 colours: mocha and white.
- Optics made of transparent polycarbonate fitted with a Prismoptic diffuser.
- Light distribution: 37% direct and 63% indirect.
- Electronic control gear
- Polycarbonate dust protection screen.
- Complies with standard EN60598-1 and other specific standards.

- Applique à émission directe-indirecte pour lampes fluorescentes 2x24W et 3x24W T16.
- Corps en aluminium peint.
- 2 coloris : moka et blanc.
- Enveloppe optique en polycarbonate clair équipée d'un diffuseur Prismoptic.
- Distribution du flux lumineux : 37% en émission directe et 63% en émission indirecte.
- Alimentation électronique.
- Ecran anti-poussière en polycarbonate intégré.
- Conforme à la norme EN60598-1 et aux autres normes spécifiques.

- Apparecchio da parete a doppia emissione per lampade fluorescenti 2x24W e 3x24W T16.
- Corpo in alluminio
- 2 colori: moka e bianco.
- Vano ottico in policarbonato chiaro con schermo Prismoptic.
- Distribuzione del flusso luminoso: 37% emissione diretta e 63% emissione indiretta.
- Alimentazione elettronica.
- Schermo antipolvere in policarbonato.
- Conforme alla norma EN60598-1 ed altre norme specifiche.

CHOCOLATE SUSPENSION




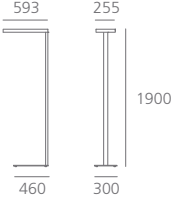
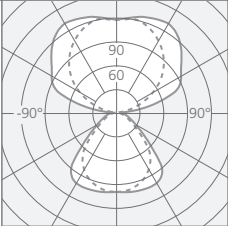
- Einzelpendelleuchte mit direkt-indirektem Lichtaustritt für Leuchtstofflampen 2x28W und 2x54W T16.
- Gehäuse aus Aluminium.
- Erhältlich in den Farben Mokka und Weiss.
- Reflektor mit Prismoptic aus Polycarbonat.
- EVG oder dimmbares Dali-Switchdim EVG. Notlicht auf Anfrage.
- Staubschutzabdeckung aus Polycarbonat.
- Verstellbare Seilabhängung.
- Gemäss EN60598-1 sowie weiteren Spezifika.

- Single pendant light with direct-indirect lighting using 2x28W and 2x54W T16 fluorescent lamps.
- Aluminium body.
- Optics made of transparent polycarbonate fitted with a Prismoptic diffuser.
- Electronic control gear, or dali-switchdim dimmable electronic control gear. Emergency lighting on request.
- 2 colours: mocha and white.
- Polycarbonate dust protection cover.
- Quick adjustment steel suspension cables.
- Complies with standard EN60598-1 and other specific standards.


- Suspension indépendante à double émission de lumière pour lampes fluorescentes 2x28W et 2x54W T16.
- Corps en aluminium.
- Optique en polycarbonate clair équipée d'un diffuseur Prismoptic.
- Alimentation électronique, avec ou sans variation de lumière (dali-switchdim). Éclairage de secours sur demande.
- 2 coloris : moka et blanc.
- Écran anti-poussière en polycarbonate.
- Câbles de suspension en acier à réglage rapide.
- Conforme à la norme EN60598-1 et aux autres normes spécifiques.


- Apparecchio a sospensione a doppia emissione per lampade fluorescenti 2x28W e 2x54W T16.
- Corpo in alluminio.
- Vano ottico in policarbonato chiaro con schermo Prismoptic.
- Alimentazione elettronica, o elettronica dimmerabile digitale (dali-switchdim). Illuminazione d'emergenza su richiesta.
- 2 colori: moka e bianco.
- Schermo superiore antipolvere in policarbonato.
- Cavetti di sospensione in acciaio a regolazione rapida.
- Conforme alla norma EN60598-1 ed altre norme specifiche.

CHOCOLATE FLOOR


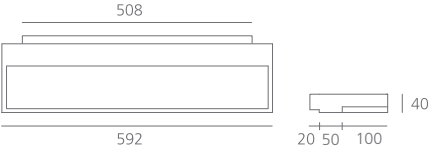
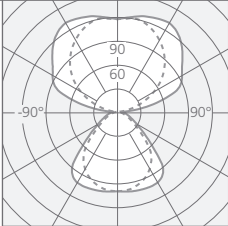
			IP20 960° ● mokka, moka, mocha 1 ○ weiss, white, blanc, bianco 2	T16 (G5) 4x24W Cd/Klm																											
				T16 (G5) 2x55W Cd/Klm																											
T16-HO/FQ (G5) 24W = 1750lm TC-L (2G11) 55W = 4800lm	CODE LEUCHTMITTEL / LIGHT SOURCE / SOURCE / SORGENTE	<table border="1"> <tr> <td>M1639.0</td> <td>T16 (G5) 4x24W</td> <td>nicht dimmbar, non dimmable, non dimmerabile</td> </tr> <tr> <td>M1639.1</td> <td>T16 (G5) 4x24W</td> <td>dimmbar, dimmable, dimmerabile,</td> </tr> <tr> <td>M1639.6</td> <td>T16 (G5) 4x24W</td> <td>INTERACTIVE-DALI</td> </tr> <tr> <td>M1639.9</td> <td>T16 (G5) 4x24W</td> <td>Anwesenheitssensor, movement detector, détecteur de présence, rilevatore di presenza</td> </tr> <tr> <td>M1641.0</td> <td>T16 (G5) 6x24W</td> <td>nicht dimmbar, non dimmable, non dimmerabile</td> </tr> <tr> <td>M1641.1</td> <td>T16 (G5) 6x24W</td> <td>dimmbar, dimmable, dimmerabile</td> </tr> <tr> <td>M1641.6</td> <td>T16 (G5) 6x24W</td> <td>INTERACTIVE-DALI</td> </tr> <tr> <td>M1641.9</td> <td>T16 (G5) 6x24W</td> <td>Anwesenheitssensor, movement detector, détecteur de présence, rilevatore di presenza</td> </tr> <tr> <td>M1638.0</td> <td>TC-L (2G11) 2x55W</td> <td>nicht dimmbar, non dimmable, non dimmerabile</td> </tr> </table>			M1639.0	T16 (G5) 4x24W	nicht dimmbar, non dimmable, non dimmerabile	M1639.1	T16 (G5) 4x24W	dimmbar, dimmable, dimmerabile,	M1639.6	T16 (G5) 4x24W	INTERACTIVE-DALI	M1639.9	T16 (G5) 4x24W	Anwesenheitssensor, movement detector, détecteur de présence, rilevatore di presenza	M1641.0	T16 (G5) 6x24W	nicht dimmbar, non dimmable, non dimmerabile	M1641.1	T16 (G5) 6x24W	dimmbar, dimmable, dimmerabile	M1641.6	T16 (G5) 6x24W	INTERACTIVE-DALI	M1641.9	T16 (G5) 6x24W	Anwesenheitssensor, movement detector, détecteur de présence, rilevatore di presenza	M1638.0	TC-L (2G11) 2x55W	nicht dimmbar, non dimmable, non dimmerabile
M1639.0	T16 (G5) 4x24W	nicht dimmbar, non dimmable, non dimmerabile																													
M1639.1	T16 (G5) 4x24W	dimmbar, dimmable, dimmerabile,																													
M1639.6	T16 (G5) 4x24W	INTERACTIVE-DALI																													
M1639.9	T16 (G5) 4x24W	Anwesenheitssensor, movement detector, détecteur de présence, rilevatore di presenza																													
M1641.0	T16 (G5) 6x24W	nicht dimmbar, non dimmable, non dimmerabile																													
M1641.1	T16 (G5) 6x24W	dimmbar, dimmable, dimmerabile																													
M1641.6	T16 (G5) 6x24W	INTERACTIVE-DALI																													
M1641.9	T16 (G5) 6x24W	Anwesenheitssensor, movement detector, détecteur de présence, rilevatore di presenza																													
M1638.0	TC-L (2G11) 2x55W	nicht dimmbar, non dimmable, non dimmerabile																													




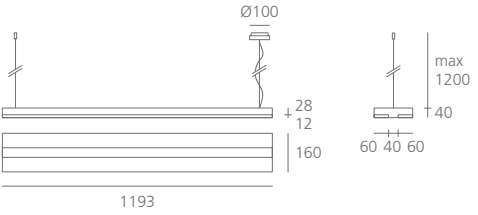

	M164200 Obere Abdeckung aus Polycarbonat (2 Stck). Dust-protection polycarbonate screen (2 pcs). Ecran supérieur en polycarbonate (2 pièces). Schermo di protezione in polycarbonato (2 pezzi). * Nur für / Only for / Uniquement pour / Unicamente per / M1639.. & M1641..
--	--

	M104900 INTERACTIVE-DALI Fernbedienung. INTERACTIVE-DALI remote control. Télécommande INTERACTIVE-DALI. Telecomando INTERACTIVE-DALI.
--	---

CHOCOLATE WALL

			IP20 960° ● mokka, moka, mocha 1 ○ weiss, white, blanc, bianco 2	T16 (G5) Cd/Klm						
				T16 (G5) Cd/Klm						
T16-HO/FQ (G5) 24W = 1750lm	CODE LEUCHTMITTEL / LIGHT SOURCE / SOURCE / SORGENTE	<table border="1"> <tr> <td>M1645.0</td> <td>T16 (G5) 2x24W</td> <td>nicht dimmbar, non dimmable, non dimmerabile</td> </tr> <tr> <td>M1646.0</td> <td>T16 (G5) 3x24W</td> <td>nicht dimmbar, non dimmable, non dimmerabile</td> </tr> </table> Inkl. Staubschutzabdeckung aus Polycarbonat / Polycarbonate dust-protection screen included. Livré avec écran supérieur en polycarbonate / Schermo di protezione in polycarbonato incluso.			M1645.0	T16 (G5) 2x24W	nicht dimmbar, non dimmable, non dimmerabile	M1646.0	T16 (G5) 3x24W	nicht dimmbar, non dimmable, non dimmerabile
M1645.0	T16 (G5) 2x24W	nicht dimmbar, non dimmable, non dimmerabile								
M1646.0	T16 (G5) 3x24W	nicht dimmbar, non dimmable, non dimmerabile								

CHOCOLATE SUSPENSION

			IP20 960° ● mokka, moka, mocha 1 ○ weiss, white, blanc, bianco 2	T16 (G5) Cd/Klm												
				T16 (G5) Cd/Klm												
T16-HO/FQ (G5) 28W = 2600lm T16-HO/FQ (G5) 54W = 4450lm	CODE LEUCHTMITTEL / LIGHT SOURCE / SOURCE / SORGENTE	<table border="1"> <tr> <td>M1647.0</td> <td>T16 (G5) 2x28W</td> <td>nicht dimmbar, non dimmable, non dimmerabile</td> </tr> <tr> <td>M1648.0</td> <td>T16 (G5) 2x54W</td> <td>nicht dimmbar, non dimmable, non dimmerabile</td> </tr> <tr> <td>M1647.1</td> <td>T16 (G5) 2x28W</td> <td>DALI- dimmbar, dimmable, dimmerabile</td> </tr> <tr> <td>M1648.1</td> <td>T16 (G5) 2x54W</td> <td>DALI- dimmbar, dimmable, dimmerabile</td> </tr> </table>			M1647.0	T16 (G5) 2x28W	nicht dimmbar, non dimmable, non dimmerabile	M1648.0	T16 (G5) 2x54W	nicht dimmbar, non dimmable, non dimmerabile	M1647.1	T16 (G5) 2x28W	DALI- dimmbar, dimmable, dimmerabile	M1648.1	T16 (G5) 2x54W	DALI- dimmbar, dimmable, dimmerabile
M1647.0	T16 (G5) 2x28W	nicht dimmbar, non dimmable, non dimmerabile														
M1648.0	T16 (G5) 2x54W	nicht dimmbar, non dimmable, non dimmerabile														
M1647.1	T16 (G5) 2x28W	DALI- dimmbar, dimmable, dimmerabile														
M1648.1	T16 (G5) 2x54W	DALI- dimmbar, dimmable, dimmerabile														

CHOCOLATE FLOOR



ADRESSEN / ADDRESSES / ADRESSES / INDIRIZZI

FIRMENZENTRALE / AGENCE CENTRALE:

Artemide S.p.A

Via Bergamo, 18
20010 Pregnana Milanese, ITALY
www.artemide.com

Deutschland / Allemagne

Artemide GmbH
Hans-Böckler-Str. 2
58730 Fröndenberg
Postfach 1164
58717 Fröndenberg
Tel. (+49) 02373/975-0
Fax (+49) 02373/975-209
E-Mail: pr@artemide.de
www.artemide.de

Österreich / Autriche



Artemide Handelsgesellschaft m.b.H.
Altmanndorferstr. 86/7
1120 Wien
Tel. (+43) 01/803 21 82
Fax (+43) 01/803 21 82 20
E-Mail: info@artemide.at
www.artemide.at

Schweiz / Suisse


Artemide Illuminazione SA
Via Marconi 2
6900 Lugano
Tel. (+41) 091/950 88 20
Fax (+41) 091/950 88 21
E-Mail: info@artemide.ch
www.artemide.ch
Showroom:
Bären-gasse 16
8001 Zürich



CHOCOLATE FLOOR



Red dot design award, winner 2008
DesignPreis der BRD, nominee.

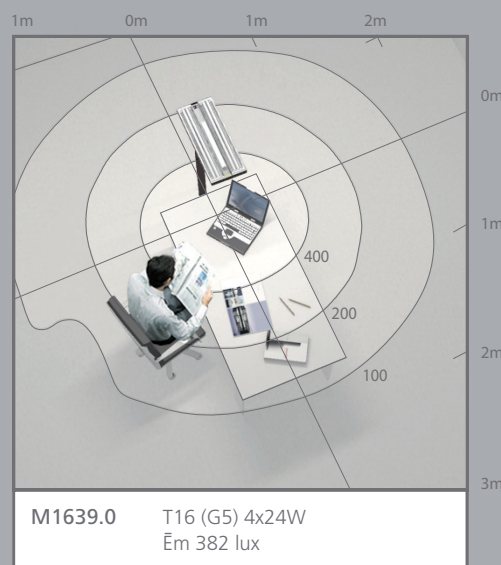


Einzigartiges Design durch die Kombination der Materialien Aluminium und Polycarbonat.
Characteristic design combining aluminium and polycarbonate.
Design caractéristique associant l'aluminium et le polycarbonate.
Design essenziale che congiuga i materiali alluminio e polycarbonato.



INTERACTIVE-DALI gewährleistet eine optimale Arbeitsergonomie sowie hohe Energieeinsparung.
INTERACTIVE-DALI for a customized utilization and a controlled energy consumption.
INTERACTIVE-DALI pour une utilisation personnalisée et une consommation d'énergie maîtrisée.
INTERACTIVE-DALI per un utilizzo personalizzato e un consumo energetico controllato.

CHOCOLATE FLOOR ISOLUX



Berechnungsgrundlage der Isoluxkurven: 1 Arbeitsplatz. Länge x Breite x Höhe: 5,00x5,00x2,70m. Reflexionsgrad Decke/Wände/Boden: 70/50/20%. Arbeitsfläche 1,60x0,80x0,75m. Wartungsfaktor: 0,90WF.

Calculation parameters for issuing isolux curve diagrams: Office with one work station. Length x width x height 5,00x5,00x2,70m. Reflectance factors ceiling/walls/floor 70/50/20%. Working plan 1,60x0,80x0,75m. Maintenance factor 0,90WF.

Paramètres de calcul pour l'établissement des diagrammes isolux: Bureau avec un poste de travail individuel. Longueur x largeur x hauteur 5,00x5,00x2,70m. Facteurs de réflexion plafond/mur/sol 70/50/20%. Plan de travail 1,60x0,80x0,75m. Facteur de maintenance 0,90WF.

Parametri di calcolo illuminotecnico usati per i diagrammi Isolux: Ufficio con un singolo posto di lavoro. Lunghezza x larghezza x altezza 5,00x5,00x2,70m. Fattore di riflessione soffitto/pareti/pavimento 70/50/20%. Scrivania 1,60x0,80x0,75m. Fattore di manutenzione 0,90WF.